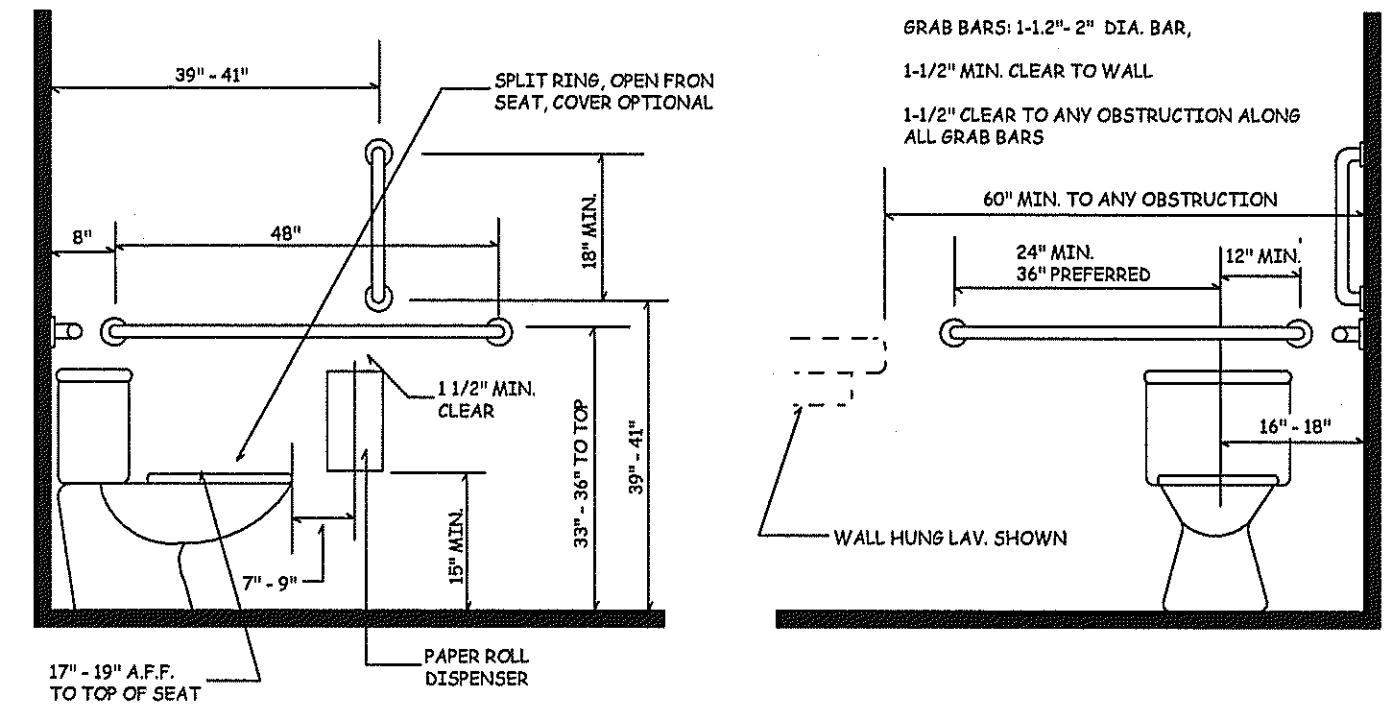
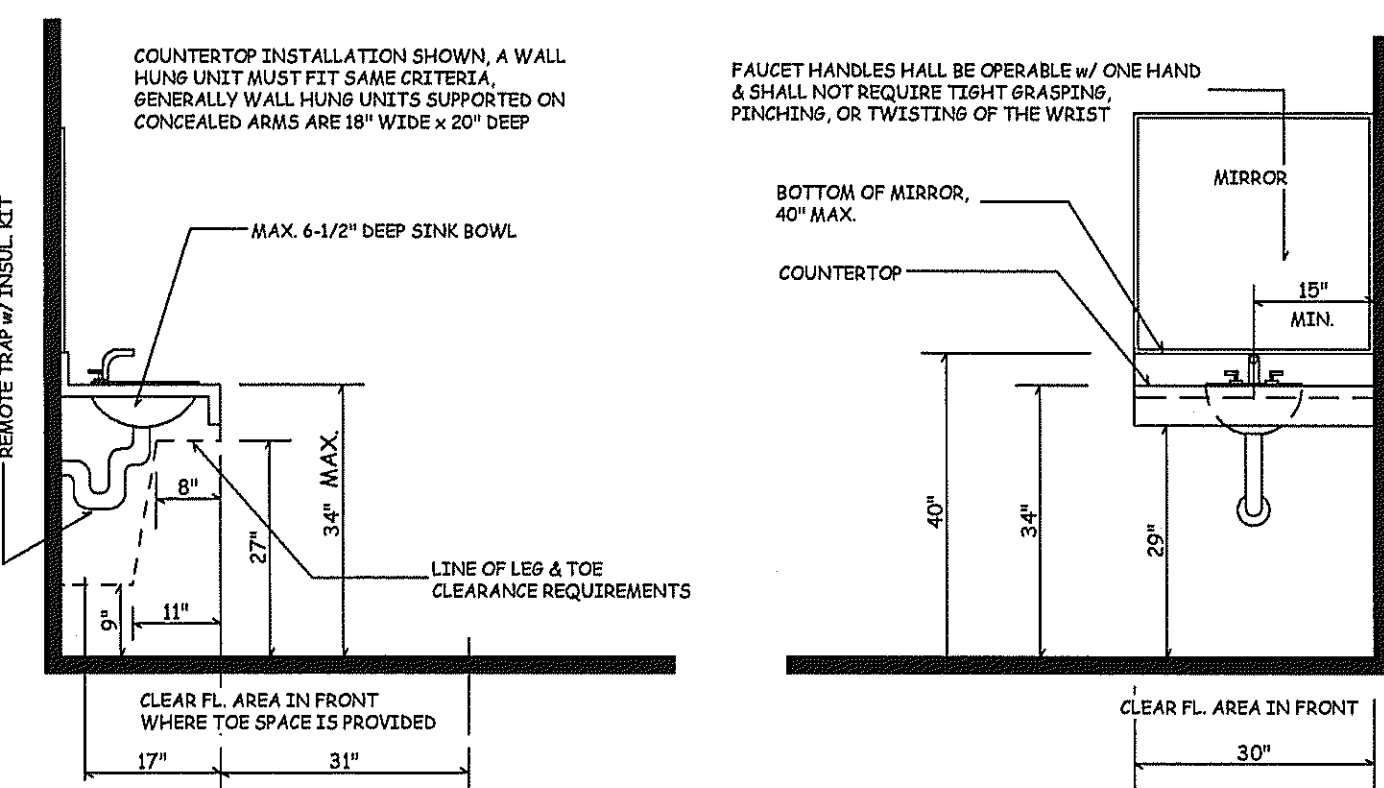


WATER FOUNTAIN

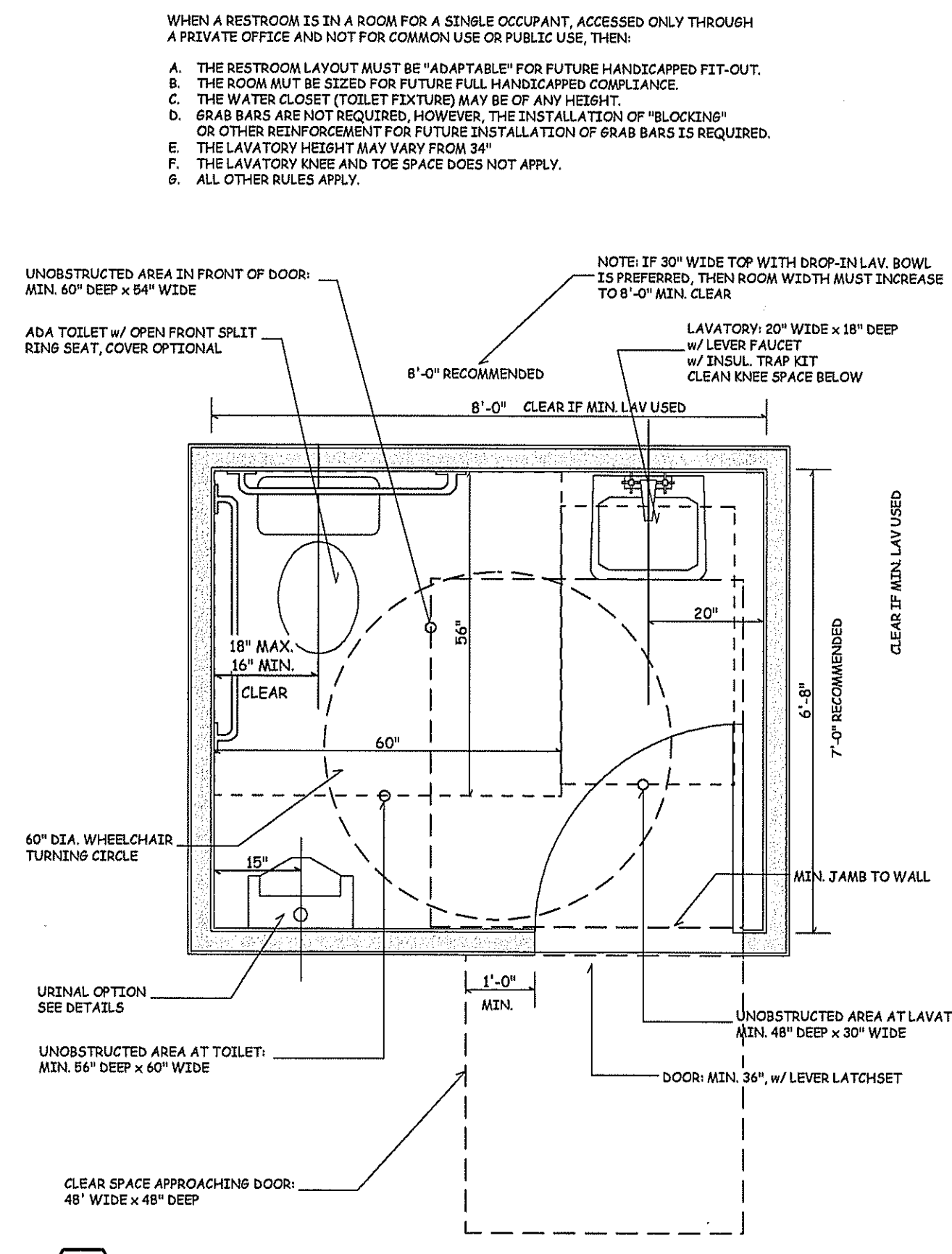
ADA URINAL DETAILS
SCALE 1/2" = 1'-0"



ADA WATER CLOSET (TOILET) DETAILS
SCALE 1/2" = 1'-0"



ADA LAVATORY DETAILS
SCALE 1/2" = 1'-0"



GENERAL MIN. ADA "ACCESSIBLE" RESTROOM
SCALE: 1/2" = 1'-0"

ADA STANDARDS: (AMERICANS WITH DISABILITIES ACT)

ALL FACILITIES SHALL BE MADE "ACCESSIBLE AND USABLE" BY THE GENERAL PUBLIC, INCLUDING PERSONS WITH "HANDICAPS OR DISABILITIES." THE PERSONS WITH POSSIBLE DISABILITIES INCLUDE BUILDING OWNERS, EMPLOYEES, CUSTOMERS, VISITORS, ETC. IN SHORT, EVERYONE.

THE REGULATIONS COVER ALL COMMON USES, INCLUDING OFFICES, BUSINESS, RETAIL, MERCANTILE, COMMERCIAL, INDUSTRIAL, AND INSTITUTIONAL. THE ONLY EXCLUSIONS ARE SINGLE FAMILY DETACHED RESIDENTIAL HOMES, AND THEN SOME RULES MAY APPLY THROUGH ZONING REGULATIONS.

"ACCESSIBILITY" STARTS WITH ARRIVAL ONTO THE PROPERTY, AND TERMINATES WITH EMERGENCY EXIT FROM BUILDINGS. IT COVERS EVERYTHING IN BETWEEN.

THE RULES ARE PUBLISHED BY: AMERICAN NATIONAL STANDARD: ACCESSIBLE AND USABLE BUILDINGS AND FACILITIES, ICC/ANSI A117.1-2009

ALL TRADES ARE AFFECTED, ALL HAVE TO COMPLY WITH STANDARD ASPECTS AND DETAILS.

ALL CONTRACTORS ARE REQUIRED TO HAVE ICC/ANSI A117.1-2009 ON SITE AT ALL TIMES DURING THE WORK. IT IS HIGHLY RECOMMENDED FOR ALL BUILDING OWNERS AND FACILITY MANAGERS.

3 RESTROOM DETAILS SCALE: 1/2" = 1'-0"

PLUMBING: WITH PUBLIC WATER AND SANITARY SERVICE

- PLUMBING SHALL BE DONE IN ACCORDANCE WITH MUNICIPAL STANDARDS AND CODE. VERIFY MUNICIPAL REQUIREMENTS. PLUMBER SHALL COMPLETE HIS PART OF THE BUILDING PERMIT APPLICATION.
- ALL SUPPLY PIPING SHALL BE COPPER. PROVIDE FULL 3/4" MAINS ALL THE WAY TO EACH FIXTURE WITH 1/2" RISERS AT INDIVIDUAL FITTINGS AS REQUIRED. PROVIDE SHUT-OFF VALVES FOR EACH FIXTURE SUPPLY.
- USE "BALL VALVES" ONLY FOR ABSOLUTELY EVERYTHING, NO GATE TYPE VALVES. TAKE PRECAUTIONS NOT TO LIMIT PRESSURE TO REMOTE LOCATIONS.
- PROVIDE "SHOCK" RISERS AT ENDS OF MAINS. PROVIDE EXPANSION TANK ON HOT WATER SUPPLY.
- ALL WASTE PLUMBING IN AND BELOW THE SECOND FLOOR DECK AND BUILT INTO WALL CAVITIES SHALL BE COMPLETELY SURROUNDED WITH FIBERGLASS SOUND INSULATION.
- MOP SINK: IN-FLOOR UNIT, WITH THREADED BIBCOCK FOR HOSE ATTACHMENT, SPLASH GUARDS ON THE SURROUNDING WALLS.
- TOILETS SHALL BE 1.6 GPF AND SINKS SHALL BE 0.5 GPM.

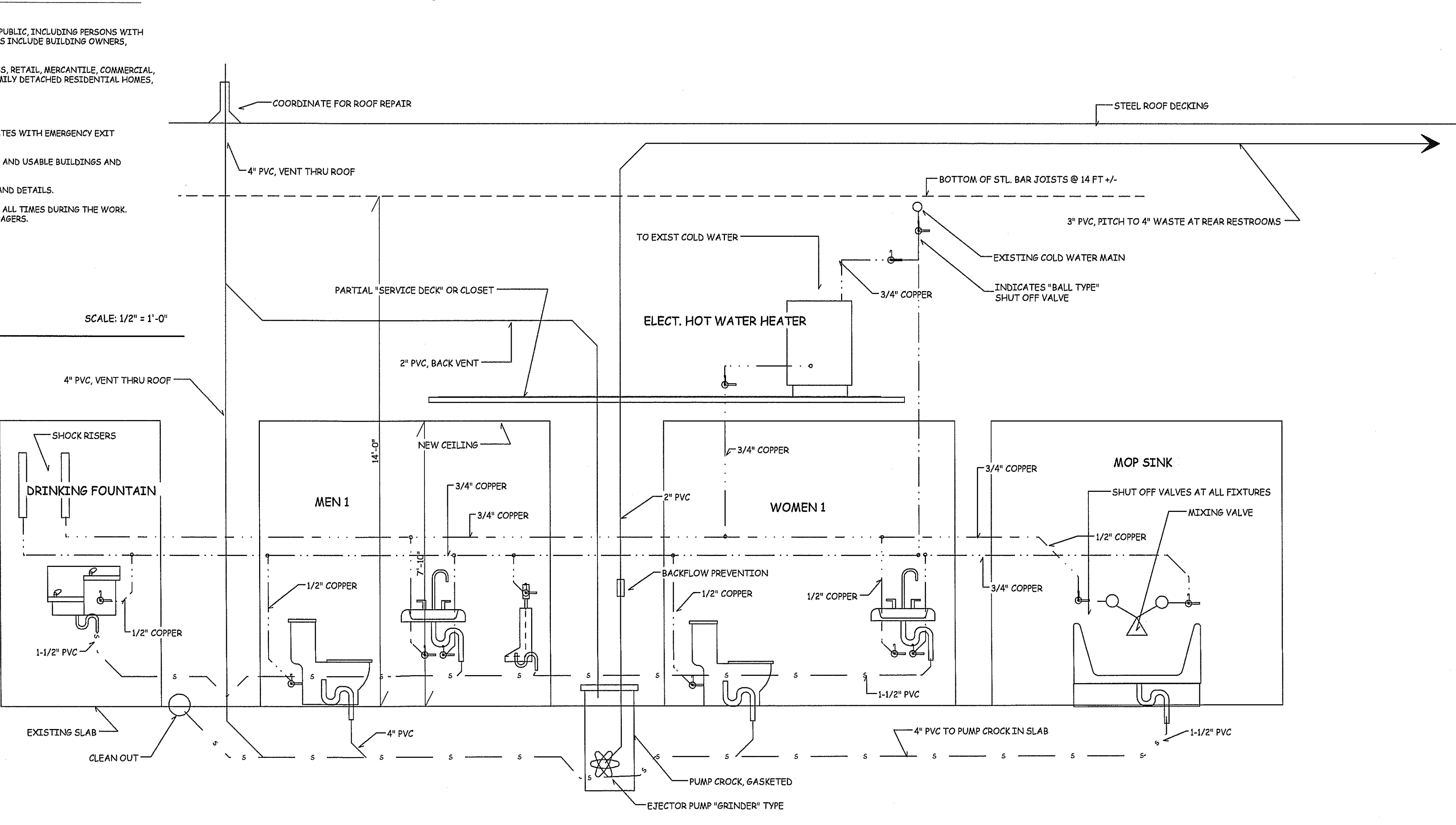
RESTROOM ACCESSORIES

- SOBRICK WASHROOM EQUIPMENT, OR APPROVED EQUAL BY TENANT: SOAP DISPENSER B-2122; PAPER TOWEL DISPENSER & WASTE RECEPTACLE B-369; TOILET TISSUE DISPENSER B-6977; MIRROR B-165 2416; ROBE HOOK B-6727 (BACK OF DOOR); AND GRAB BARS AS REQUIRED IN SATIN FINISH WITH PEENED GRIPPING SURFACE. ALL ACCESSORIES AND MOUNTING LOCATIONS SHALL BE IN COMPLIANCE WITH ADA AND AUTHORITIES HAVING JURISDICTION.

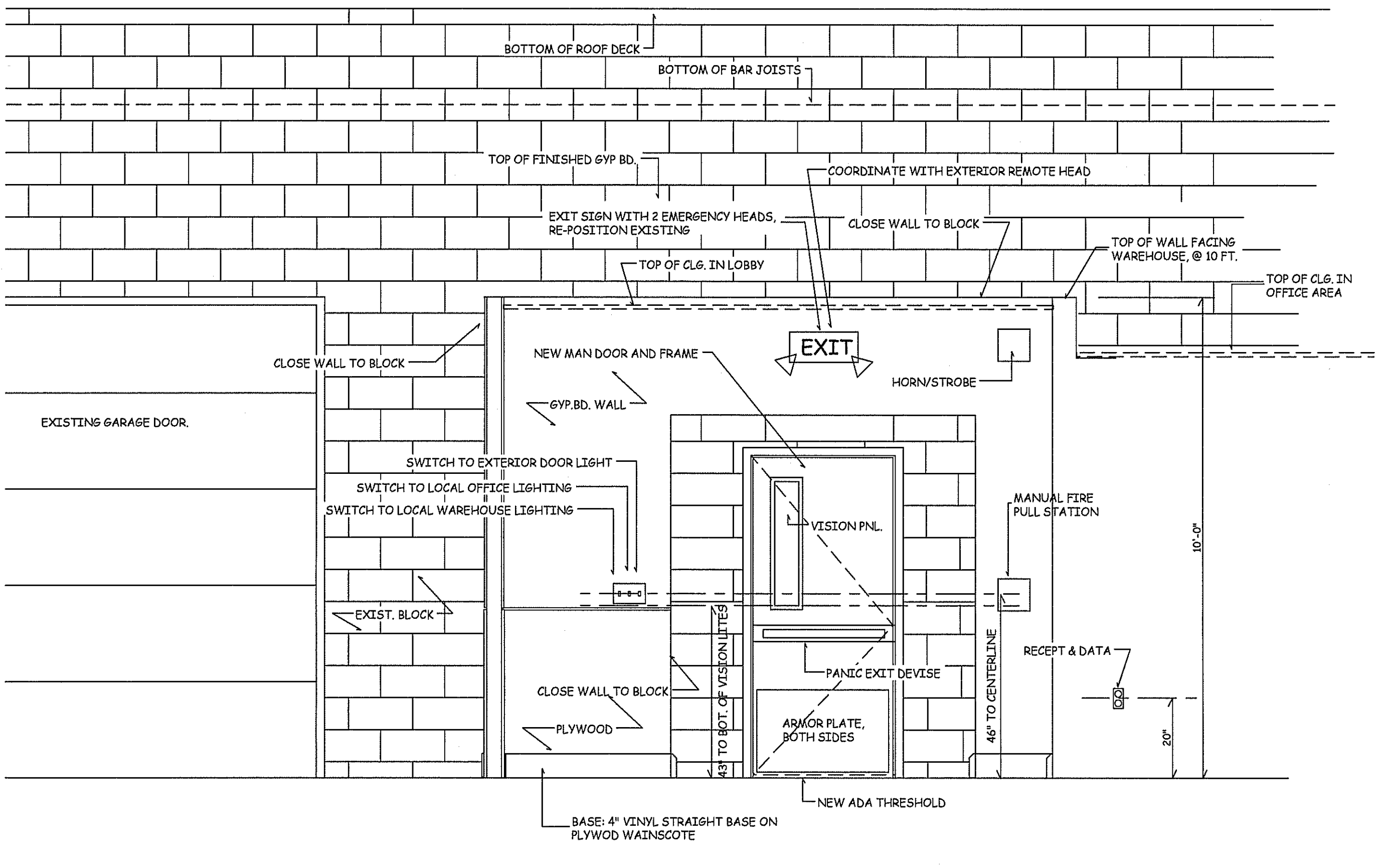
HEATING / COOLING SYSTEM PERFORMANCE SPECIFICATION:

- GENERAL: HVAC CONTRACTOR SHALL COMPLETE HIS PART OF THE BUILDING PERMIT APPLICATION. IF MUNICIPALITY REQUIRES SCHEMATICS, CALCULATIONS, DIAGRAMS, OR CATALOG CUTS, THEN HVAC CONTRACTOR SHALL PROVIDE.
- DUCTWORK: ALL DUCTWORK "MAINS" SHALL BE SHEET METAL. BRANCH DUCTWORK IS PREFERRED TO BE SHEET METAL, HOWEVER "FLEX DUCT WILL BE ACCEPTED IN LIMITED RUNS DIRECT TO DIFFUSERS. ALL SHEET METAL DUCTWORK SHALL BE CAPABLE OF FUTURE "CLEANING," THUS IT SHALL NOT BE INTERNALLY "LINED" WITH ANY SOFT MATERIALS.
- DUCTWORK: IBC ENERGY CONSERVATION CODE REQUIRES THE SEALING OF ALL TRANSVERSE AND LONGITUDINAL DUCT JOINTS TO PREVENT AIR LEAKAGE. USE ROLL PRODUCTS WHICH HAVE VOC FREE BUTYL LAMINATED TO A FACING WHICH HAS A UL 181 LISTING. STANDARD "DUCT TAPE" IS NOT ACCEPTABLE.
- THERMOSTATS: PROVIDE DIGITAL, PROGRAMMABLE, LIGHT-SENSING AUTOMATIC NIGHT SETBACK COMPATIBLE WITH HVAC UNITS. 1 PER UNIT. LIGHTSTAT MODEL TIME-AVU, OR EQ IF APPROVED BY TENANT.
- INSULATION OF DUCTWORK: ALL DUCTWORK INSTALLED IN NON-CONDITIONED SPACE OR IN WAREHOUSE ENVIRONMENT, SHALL BE WRAPPED WITH FIBERGLASS INSULATION BATT WITH VAPOR BARRIERS. MIN. INSUL. VALUE SHALL BE R-19.
- AIR HANDLER FILTER RACKS: ALL FILTERS SHALL BE AT THE UNIT, SLIDE IN (LIKE DRAWERS) AND DESIGNED FOR EASY CHANGING. SEE DECK AREA OVER OFFICE.
- EXHAUST FANS AND VENTS: ALL VENTS SHALL BE DIRECT TO THE EXTERIOR THROUGH WALL OR ROOF VENT CAPS PROVIDED WITH BACK DRAFT PREVENTION. ALL DUCTWORK SHALL BE METALLIC. NO VENTING INTO ATTIC OR SOFFITS ALLOWED.
- EXHAUST FANS: FURNISH AND INSTALL NUTONE #8914R, 110 CFM MIN.

2 INT. ELEVATION @ ENTRANCE DOOR SCALE: 1/2" = 1'-0"



1 PLUMBING SCHEMATIC NO SCALE



DATE	REVISION DESCRIPTION
03-21-2013	START UP
05-02-2013	PROGRESS REVIEW
06-03-2013	FOR PERMIT REVIEW
06-13-2013	PERMIT UPDATES

PLANS NOT VALID FOR PERMITS UNLESS SIGNED IN "RED" & IMPRESSED W/ SEAL

Eric C. Van Reed, Architect
Creative Design Associates, Inc.
ARCHITECTURE INTERIORS SITE & SPACE PLANNING
PA# RA008011X NJ# 21A0008100
355 Callowhill Road
Chalfont, PA 18914-1521
215-672-1155
www.ArchitectVision.com

E. R. B. & SONS, Inc.
General Contracting & Building
Lic. # PA0833965
1117 Eagle Road
Hammington Valley, PA 19006
Voice: 267-228-7451

855 Pennsylvania Blvd.
"UNIT B" TENANT FIT-OUT
Township of Lower Southampton, Bucks County, PA
Sheet No. 5
Comm. No. 2013-2967 of 9