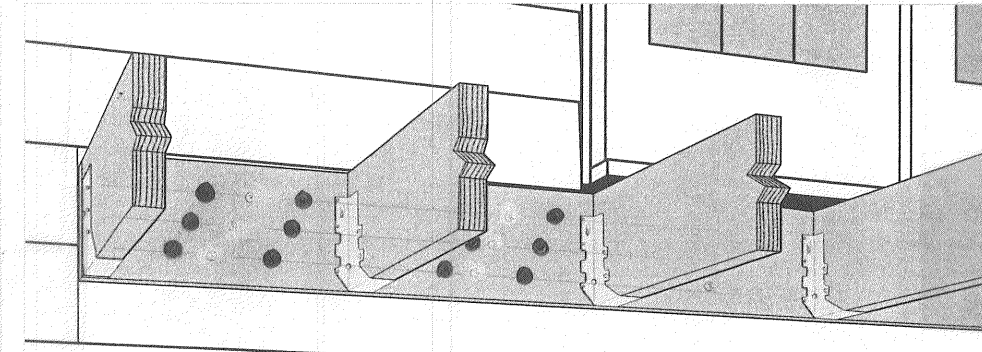


The Simpson Strong-Drive[®] screw (SDS) is a 1/4" diameter structural wood screw that is suitable for installing ledgers and meets the requirements of the building codes. It installs easily and does not require predrilling. The SDS screw is available with a hot-dip galvanized finish or the new double-barrier coating. Both finishes are suitable for outdoor and some preservative-treated wood applications (see page 5 for details). SDS screws with the zinc dichromate (gold color) finish are not recommended for outdoor applications or applications where they come in contact with preservative treated lumber.

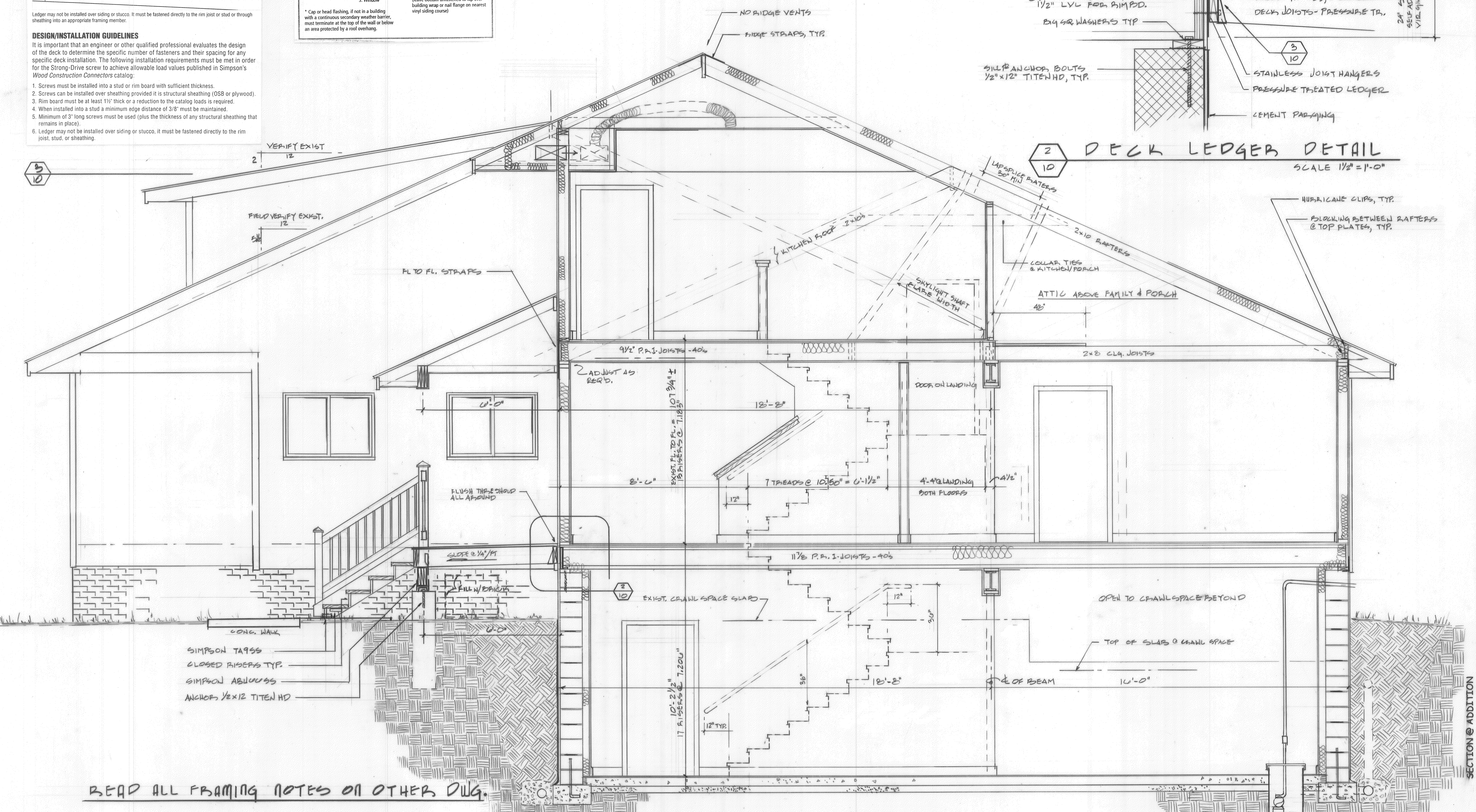
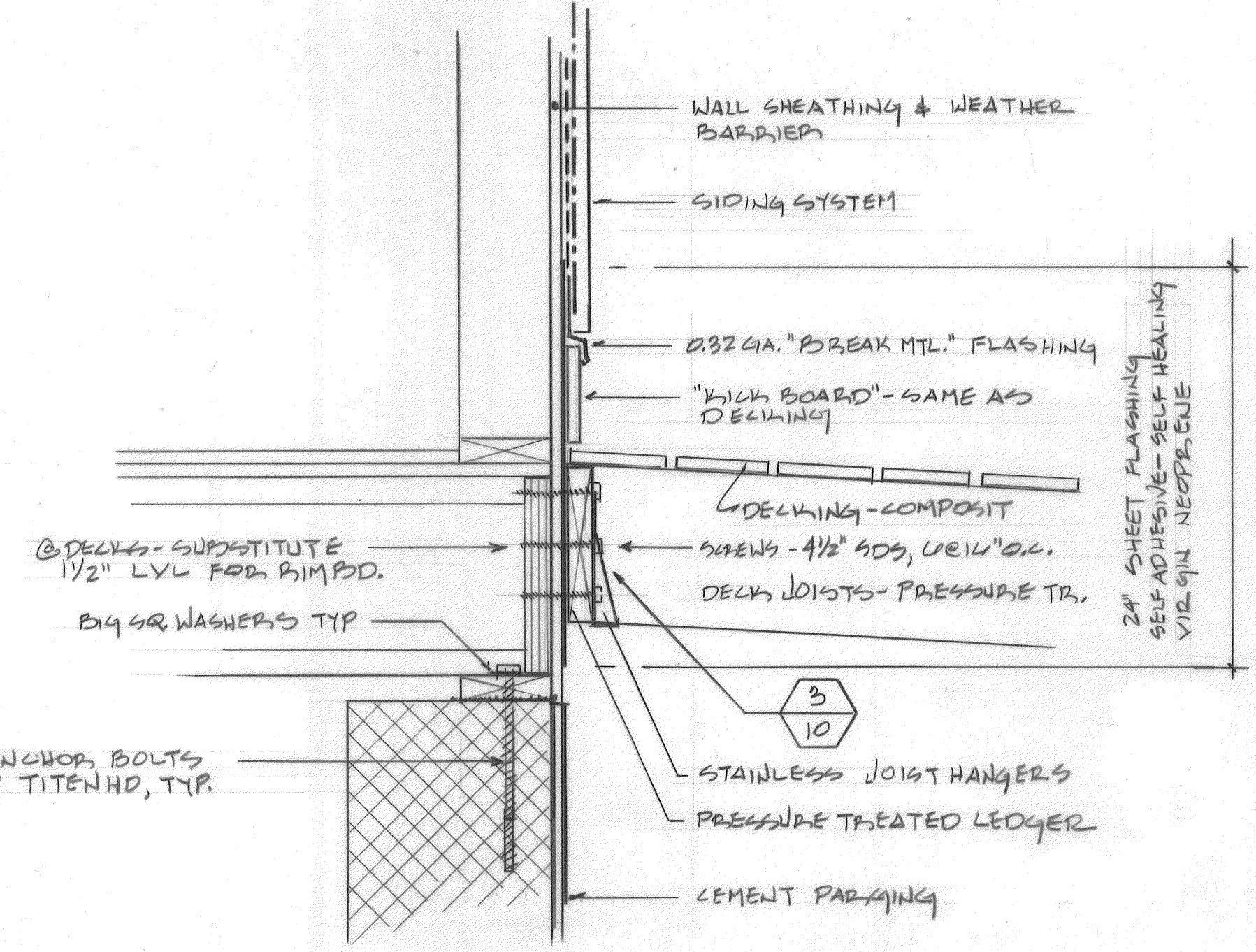
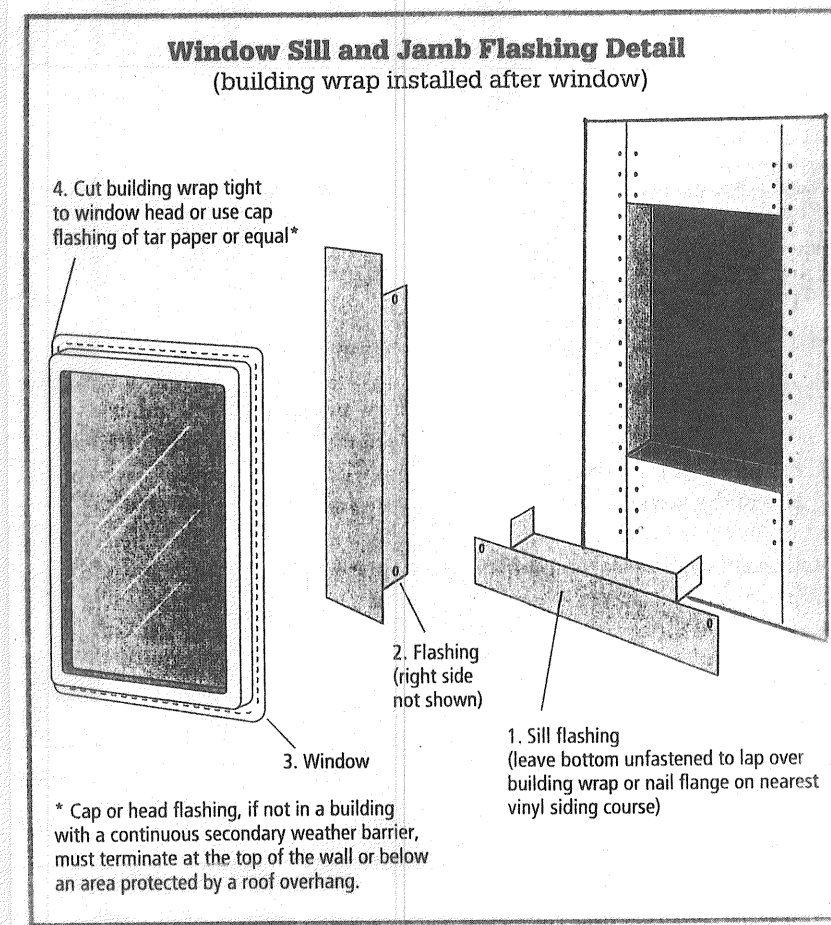


Ledger may not be installed over siding or stucco. It must be fastened directly to the rim joist or stud or through sheathing into an appropriate framing member.

DESIGN/INSTALLATION GUIDELINES

It is important that an engineer or other qualified professional evaluate the design of the deck to determine the specific number of fasteners and their spacing for any specific deck installation. The following installation requirements must be met in order for the Strong-Drive screw to achieve allowable load values published in Simpson's Wood Construction Connectors catalog:

- Screws must be installed into a stud or rim board with sufficient thickness.
- Screws can be installed over sheathing provided it is structural sheathing (OSB or plywood).
- Rim board must be at least 1 1/2" thick or a reduction to the catalog loads is required.
- When installed into a stud a minimum edge distance of 3/8" must be maintained.
- Minimum of 3" long screws must be used (plus the thickness of any structural sheathing that remains in place).
- Ledger may not be installed over siding or stucco. It must be fastened directly to the rim joist, stud, or sheathing.



CONSTRUCTION SECTION @ ADDITION
SCALE 1/2" = 1'-0"

REV. #	REVISION DESCRIPTION	DATE
1	START UP	OCT. 21, 2008
2	FINAL PERMITS REVIEW	06.08.2009
3	FOR PERMIT SUBMISSION	08.08.2009
4	PERMITS TRAFFIC PERMIT REVIEW	09.18.09

NOT VALID FOR PERMITS UNLESS AFFIXED WITH EMBOSSED SEAL & ORIGINAL SIGNATURE IN SET

Eric C. Van Reed, Architect
Creative Design Associates, Inc.
ARCHITECTURE INTERIORS SITE & SPACE PLANNING
350 Callowhill Road
Chalfont, PA 18914
Voice: 215-872-1155
www.ArchitectVanReed.com

639 Walnut Avenue, East
ADDITIONS & RENOVATIONS
BENSALEM TWP., BUCKS CO., PA

Sheet No.
10
Comm. No. 08-2890 of 14